

Phrasal Verbs 1

Introduction

This important activity has students practice phrasal verbs that are very common and practical for everyday conversations.

Before the Lesson

Print (A4 size), laminate, and cut out the phrasal verb cards. In lieu of laminating, print on thicker A4 cardstock paper. Be sure to print enough copies for the amount of students you have, *for example, if you have 15 students in class, print the pdf five times and group students into threes.*



In the Lesson



Split the students into pairs or groups and hand out a set of cards.

Students work together to match the phrasal verb with its "definition". Once a group/pair have finished, double check that they are correct. As all groups finish, ask how many have heard of the phrasal verbs before, which ones were new. And explain any new vocabulary they may not know.

To extend the activity, have students talk about their day/week using the phrasal verbs. Also, some of these phrasal verbs have a second meaning, can the students think of another context in which they can be used?

Focus	Aim	Level	Time
Phrasal Verbs	To explore everyday phrasal verbs.	B1/B2	25-30 minutes

	
Wake up	To stop sleeping.
Get up	To rise from bed.
Turn on	To activate a device.
Turn off	To deactivate a device.
Run out of	To have no more of something.
Put on	To wear clothing.
Take off	To remove clothing.
Get along (with)	To have a good relationship.
Bring up	To mention a topic.
Catch up (with)	To update each other on news.

	
Pick up	To collect someone or something.
Carry on	To continue doing something.
Find out	To discover information.
Take up	To start a hobby or activity.
Look up	To search for information.
Give up	To stop trying.
Put off	To delay or postpone something.
Put away	To store things in their proper place.
Throw away	To discard something.
Set up	To arrange or establish something.