

## What is it?: Restaurants

### Introduction

This engaging guessing activity helps students learn how to identify restaurant vocabulary from simple sentences.

### Before the Lesson

Print (A4 size), laminate, and cut out the word/picture cards on the dotted lines. Then fold the cards on the solid line in the middle, with the printed side facing outwards. Tape or glue the cards together so they stay flat. In lieu of laminating, print on thicker A4 cardstock paper. Be sure to print enough copies for the amount of students you have, *for example, if you have 15 students in class, print the pdf five times and group students into threes.*

### In the Lesson

Give each group of students a set of the guessing cards. The cards should be in a pile, picture side down on the table between the students. Students take turns drawing a card, careful not to show the picture side to the other students, then reads the sentences aloud. The other students guess what restaurant vocabulary the sentences have described. Once it's correctly guessed, the next student takes a card from the pile and has their turn.

Once all of the groups have finished, you can extend the activity by having students make their own simple sentences for other words associated to restaurants that they know in English, and see if the class can guess what they are.

Focus	Aim	Level	Time
Vocabulary practice	To learn how to identify restaurant vocabulary from simple sentences.	A1/A2	30-35 minutes

# What is it?

## Guessing Restaurant Vocabulary



a menu

### What is it?

- It helps you decide.
- It has different sections.
- You read it before ordering.



a waiter/waitress

### What is it?

- This person helps you.
- They bring things to your table.
- You talk to them when you need something.



a reservation

### What is it?

- Some restaurants require this.
- You usually make it before you arrive.
- It guarantees you a place.

# What is it?


## Guessing Restaurant Vocabulary



an appetizer

### What is it?

- It comes before something bigger.
- It's usually small.
- You share it sometimes.



the main course

### What is it?

- It is the biggest part of your meal.
- It usually includes a protein.
- It comes after the starter.



a dessert

### What is it?

- It is usually sweet.
- You eat it at the end of a meal.
- Many people love chocolate ones.

# What is it?

## Guessing Restaurant Vocabulary



the check (bill)

### What is it?

- You receive this at the end.
- It shows numbers.
- You pay it before you leave.



a tip

### What is it?

- It is not required, but it is polite.
- It is extra money.
- People leave it for good service.




a fork

### What is it?

- It has a few points.
- You use it for eating.
- It is not a spoon.

# What is it?

## Guessing Restaurant Vocabulary



a napkin

### What is it?


- It helps keep things clean.
- You put it on your lap.
- It can be made of paper or cloth.



a buffet

### What is it?

- You serve yourself.
- There are many choices.
- People go back for more.



a knife

### What is it?

- It is sharp.
- You use it to cut things.
- It is part of a set with a fork.

# What is it?

## Guessing Restaurant Vocabulary



a spoon

### What is it?

- It is sharp.
- You use it to cut things.
- It is part of a set with a fork.



the specials

### What is it?

- They change often.
- They are sometimes cheaper.
- Restaurants recommend them.



wait time

### What is it?

- It happens when a place is busy.
- It can be short or long.
- People sit or stand while they do this.